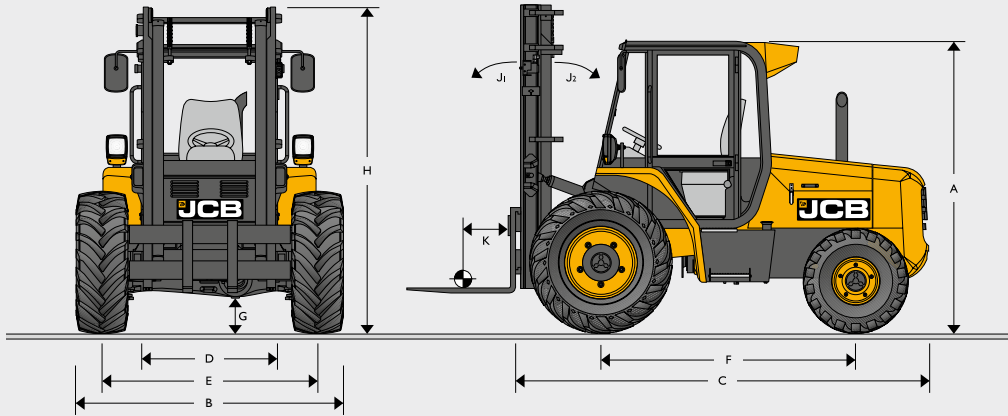


STATIC DIMENSIONS



		926	930	940	
A	Overall cab height	m	2.56	2.56	2.56
B	Overall width (over tyres)	m	2.20	2.20	2.20
C	Overall length to front carriage	m	3.56	3.56	3.64
D	Inside width of cab	m	1.10	1.10	1.10
E	Front track	m	1.80	1.80	1.80
F	Wheel base	m	2.13	2.13	2.21
G	Ground clearance	m	0.30	0.30	0.30
H	Mast closed height				
	3.6m mast	m	2.80	2.80	2.80
	4.5m mast	m	2.49	2.49	2.49
	5.5m mast	m	2.80	2.80	2.80
	6.70m mast	m	3.20	3.20	3.20
	Mast open height				
	3.6m mast	m	4.63	4.63	4.63
	4.5m mast	m	5.46	5.46	5.46
	5.5m mast	m	6.44	6.44	6.44
	6.70m mast	m	7.66	7.66	7.66
J1	Mast tilt forwards	degree	18°	18°	10°
J2	Mast tilt backwards	degree	10°	10°	10°
K	Load centre	m	0.50	0.50	0.50

The above data is based on the following specification: Standard fork size 1067 x 100 x 50mm

WEIGHT

		926	930	940
Overall weight	kg	5910	6340	7500

ENGINE

		926/930/940
Model		JCB ECOMAX TCAE-55
Displacement	litres	4.4
Fuel		Diesel
Cooling		Liquid
Bore	mm	103
Stroke	mm	132
Gross power – ISO 14396 @2000 rpm	kW (hp)	55.0 (74)
Gross torque – ISO 14396 @1300 rpm	Nm	400
Emission certification		TIER IV FINAL
Engine oil service intervals		500 hours

TRANSMISSION

		926/930/940
Manufacturer		JCB
Type		Syncroshuttle
Torque converter		279mm (11")
Torque converter ratio		2.20:1
Gears forward/reverse		4/4
Gear selection		Manual
Shuttle control - F/R		Power shuttle
Travel speeds		kph (mph)
Gear 1		5.3 (3.2)
Gear 2		8.6 (5.3)
Gear 3		16.2 (10.1)
Gear 4		29.7 (18.4)

TURN RADIUS AND GROUND LINE ANGLES

		926	930	940
Outside turn radius 2WD	m	4.38	4.38	4.45
Outside turn radius 4WD	m	4.35	4.35	4.92
Departure angle		53°	53°	53°
Obstruction angle		51°	51°	51°

The above data is based on the following specification: Standard fork size 1067 x 100 x 50mm

TYRES

		926	930	940
Standard Tyres		16.5/85-24	16.5/85-24	16.5/85-24
Front		Traction	Traction	Traction
Rear 2WD		12.5/80-18	12.5/80-18	12.5/80-18
		Rib and bar	Rib and bar	Rib and bar
Rear 4WD		12.5/80-18	10.5-18	12.5/80-18
		Traction	Traction	Traction

ELECTRICAL SYSTEM

		926/930/940
System voltage	Volt	12
Alternator output	Amp hour	95
Battery capacity	Amp hour	120

Full road lighting, direction indicators, hazard warning reverse and fog light.

SERVICE CAPACITIES

		926/930/940
Fuel tank	litres	88
Hydraulic tank	litres	60
Engine oil sump	litres	12
Transmission oil system	litres	18
Engine coolant system	litres	17

BRAKES Service brakes: Hydraulically activated, self-adjusting, oil-immersed in-board multi-disc type in front axle (926/930).
Optional Hydraulic Servo assisted, self adjusting brakes on (926/930) standard on 940.
Parking brake: Hand operated disc brake on output of gearbox.

HYDRAULICS Single gear pump with steer priority valve, suction strainer and filter. Operating system pressure: 221 bar, flow 76 ltr/min.
Pipe burst protection on mast hydraulics.

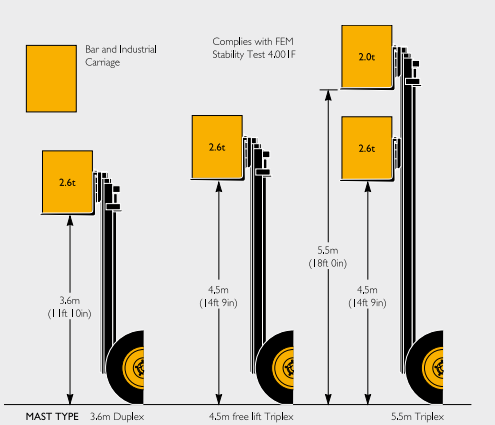
MASTS AND CARRIAGES Clearview masts manufactured from channel and I-section steel. Heavy-duty mast chains. Guide roller bearings are sealed for life. Industrial class IIIB carriage, or bar carriage available on various masts. Adjustable right hand tilt ram.

AUTOMATIC DERATION Deration valve: 5.5m and 6.70m are fitted with a deration valve which automatically reduces lift capacity above 4.5m for safety and stability.

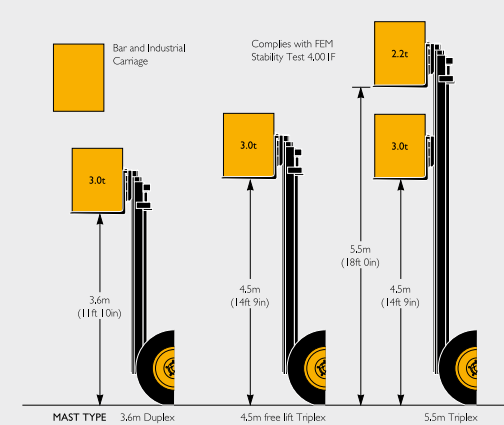
OPERATOR MODULE Safety quiet cab or canopy, FOPS standard (falling object protective structure) to FEM Section IV and ANSI B56.6 – 1978.
Cab: Resiliently mounted, two door access, level floor with mat, safety glass all round with laminated roof window, Fitments include: Suspension velour/vinyl seat, rear view mirror and 3 speed heater/demister. Front/Rear screen wiper and washer, horn. Handbook. Instruments for hourmeter battery charge. Audible/Visual warning system for alternator charge, coolant temperature, engine oil pressure, blocked air filter, transmission oil pressure and temperature. Warning lights for: main beam, hazard warning, park brake on, direction indicators. Hydraulic control levers, gear lever, park brake, forward/reverse lever, 4WD disconnect, throttle, brake, and transmission disconnect button.
Canopy: As above but with no glazing (screen wiper and heater/screen demister not applicable).

OPTIONAL EQUIPMENT Auxiliary carriage services via hose reel for powered attachments. Wheel and tyres sets. Air suspension seat. Roof screen wash/wipe. Flashing roof beacon. Fire extinguisher. Cab exterior mirrors. Front screen guard. Optional rear fenders. Reversing lights. Engine fan guard kit. Front and rear cab lights. immobiliser.

926 CAPABILITIES



930 CAPABILITIES



940 CAPABILITIES

