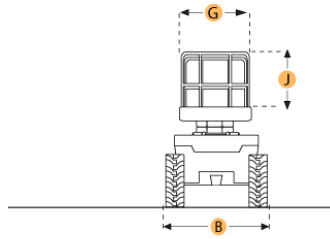
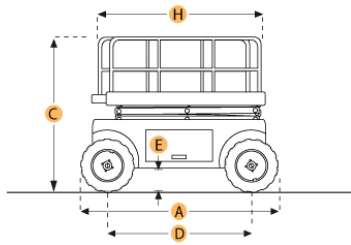


JLG 4394RT SCISSOR LIFT

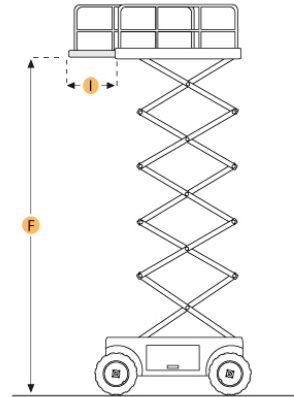


Dimensions

A. OVERALL LENGTH	12.7 ft in	3860 mm
B. OVERALL WIDTH	7.8 ft in	2390 mm
D. WHEELBASE	9.7 ft in	2950 mm
E. GROUND CLEARANCE	11.8 in	300 mm

Platform

F. MAX PLATFORM HEIGHT	43 ft in	13110 mm
G. PLATFORM WIDTH	85.8 in	2180 mm
H. PLATFORM LENGTH	150 in	3810 mm
I. DECK EXTENSION	48 in	1220 mm
J. HEIGHT OF RAILS	3.6 ft in	1100 mm



JLG 4394RT SCISSOR LIFT

Specification

Engine		
MAKE	Ford	
MODEL	LRG-425	
GROSS POWER	82 hp	61.1 kw
FUEL TYPE	dual fuel	
Operational		
OPERATING WEIGHT	15300.1 lb	6940 kg
FUEL CAPACITY	30 gal	113.6 L
HYDRAULIC SYSTEM FLUID CAPACITY	40 gal	151.4 L
MAX SPEED	4 mph	6.4 km/h
TIRE SIZE	33x15.5-16.5	
TIRE FILL / TYPE	Superwide Tires	
Platform		
MAX PLATFORM HEIGHT	43 ft in	13110 mm
MAX PLATFORM WEIGHT CAPACITY	1499.1 lb	680 kg
PLATFORM LENGTH	150 in	3810 mm
PLATFORM WIDTH	85.8 in	2180 mm
LIFT TIME	40 sec	
LOWER TIME	43 sec	
HEIGHT OF RAILS	3.6 ft in	1100 mm
DECK EXTENSION	48 in	1220 mm
Dimensions		
OVERALL LENGTH	12.7 ft in	3860 mm
OVERALL WIDTH	7.8 ft in	2390 mm
HEIGHT W/O RAILS	7.2 ft in	2190 mm
WHEELBASE	9.7 ft in	2950 mm
TURNING RADIUS	19.5 ft in	5930 mm
GROUND CLEARANCE	11.8 in	300 mm