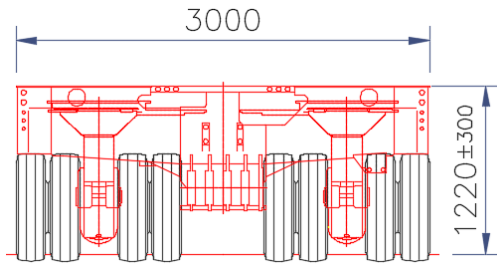




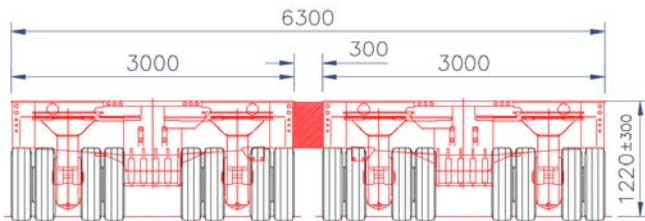
EQUIPMENT DATA SHEET – PST/SL-E TRAILER (GOLDHOFER)

The Modular Trailer System can be rigged in any required configuration of length and width using 4, and 6 axle bogies.



2 FILE UNIT

Pay load Capacity = 45t / Axle



4 FILE UNIT

Pay load Capacity = 90t / Axle



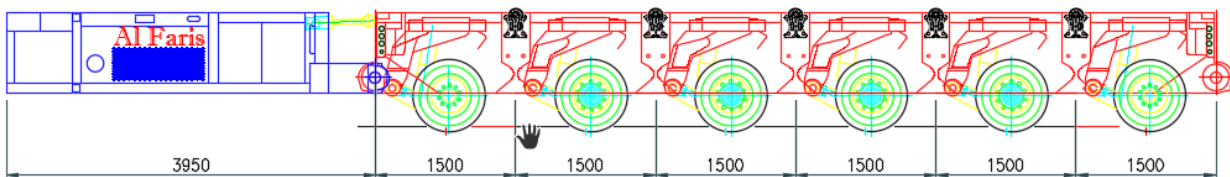
360kw DEUTZ POWER PACK (2.4m X 3.0m)



Modular Trailer System - GOLDHOFER

The hydraulic suspension system has several functions:

- Adjustment of the running height of 1220mm by +/- 300mm.
- Axle loads of 45t at 1km/h
- Adjustment of the longitudinal and transverse levels of the trailer.
- Compensation of cross falls and changes in gradient.
- Self-loading and offloading of payloads.
- Maintenance of a level and balanced load.



ELEVATION VIEW (6 AXLE LINE)

For reference only



TYPE PST/SL-E PRECISION MANEUVERING WITH HEAVY LOADS

Range of applications: Construction site and inside plant operations

- Robust, torsion-resistant frame with closed loading platform for concentrated loads
- High bending moment

Universal configurations

- Also for combination with THP/SL-L and THP/SL
- Electronic synchronization with PST/SL, PST/H and PST/ES-E

Optimum maneuverability



- Electronic multiway steering +/-135°

Maximum tractive force for optimum performance on gradients

- Tractive force 160kN per axle line

Technical features

- Twin tires 215/75 R 17.5
- Axle load 45t at 1 km/h




MAIN STEERING MODELS PST/SL-E


1. Counter steering



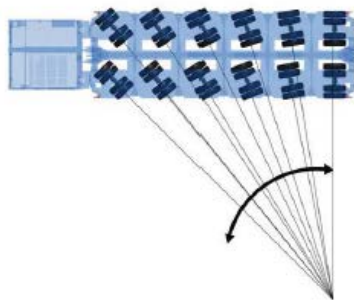
2. Carousel steering



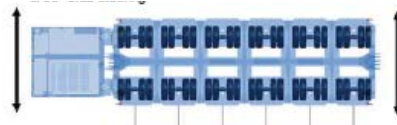
3. Crab steering



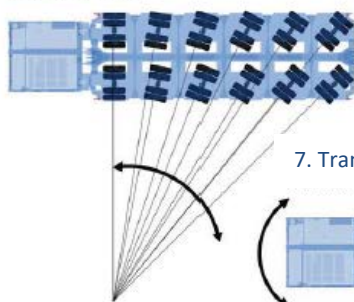
4. Front axle steering



6. 90° crab steering



5. Rear axle steering



7. Transverse steering front/rear





POWERPACK

PFV 490/60-31 (3000)

Technical Data Sheet:

Diesel engine - Manufacturer / Type	Deutz - TCD 2015 V06
Emission standards	Directive 97/68/EG, EU-Stage 3A/ EPA-Tier 3
Number of cylinders	6
Engine construction	V-Engine
Displacement	11.906 cm ³
Engine output	360 kW (490 PS) at 2100 min ⁻¹
Dimensions	4.115 x 2.980 x 858 mm
Coupling length	3.970 mm
Deadweight	6.800 kg
Elevation angle	15°
Fuel tank	445 l
Hydraulic oil tank	953 l
Battery / Operating voltage	2 x 12 V, 2 x 170 Ah / 24 V
Operating temperature	From -25° C up to +47° C
Engine cooling	Water / Charge-air cooler
Hydraulic oil cooling	Air cooler
Max. number of axle lines	PST/SL/SL-E up to 46 axle lines
Max. number of driven axle lines	12 axle lines

