





















Flat Bed & Low Bed				
Equipment code list	Dimensions - L, W and H	No. of axles	Capacity	Pic
AFT 119	12 MTR X 2.5 MTR X 1.7 MTR	2 AXLE	60 TON	
AFT 133	12 MTR X 2.5 MTR X 1.7 MTR	2 AXLE	60 TON	
AFT 146	12 MTR X 2.5 MTR X 1.7 MTR	2 AXLE	60 TON	
AFT 147	12 MTR X 2.5 MTR X 1.7 MTR	2 AXLE	60 TON	
AFT 148	12 MTR X 2.5 MTR X 1.7 MTR	2 AXLE	60 TON	
AFT 149	12 MTR X 2.5 MTR X 1.7 MTR	2 AXLE	60 TON	
AFT 163	12 MTR X 3.0 MTR X 1.7 MTR	2 AXLE	60 TON	
AFT 165	12 MTR X 3.0 MTR X 1.7 MTR	2 AXLE	60 TON	
AFT 166	12 MTR X 3.0 MTR X 1.7 MTR	2 AXLE	60 TON	












Flat Bed & Low Bed				
Equipment code list	Dimensions - L, W and H	No. of axles	Capacity	Pic
AFT 167	12 MTR X 2.5 MTR X 1.7 MTR	2 AXLE	60 TON	
AFT 168	12 MTR X 2.5 MTR X 1.7 MTR	2 AXLE	60 TON	
AFT 169	12 MTR X 2.5 MTR X 1.7 MTR	2 AXLE	60 TON	
AFT 170	12 MTR X 2.5 MTR X 1.7 MTR	2 AXLE	60 TON	
AFT 171	12 MTR X 2.5 MTR X 1.7 MTR	2 AXLE	60 TON	
AFT 173	12 MTR X 2.5 MTR X 1.7 MTR	2 AXLE	60 TON	
AFT 174	12 MTR X 2.5 MTR X 1.7 MTR	2 AXLE	60 TON	
AFT 177	12 MTR X 2.5 MTR X 1.7 MTR	2 AXLE	60 TON	
AFT 178	12 MTR X 2.5 MTR X 1.7 MTR	2 AXLE	60 TON	












Flat Bed & Low Bed				
Equipment code list	Dimensions - L, W and H	No. of axles	Capacity	Pic
AFT 180	12 MTR X 2.5 MTR X 1.7 MTR	2 AXLE	60 TON	
AFT 181	12 MTR X 2.5 MTR X 1.7 MTR	2 AXLE	60 TON	
AFT 182	12 MTR X 2.5 MTR X 1.7 MTR	2 AXLE	60 TON	
AFT 183	12 MTR X 2.5 MTR X 1.7 MTR	2 AXLE	60 TON	
AFT 185	12 MTR X 2.5 MTR X 1.7 MTR	2 AXLE	60 TON	
AFT 186	12 MTR X 2.5 MTR X 1.7 MTR	2 AXLE	60 TON	
AFT 187	12 MTR X 2.5 MTR X 1.7 MTR	2 AXLE	60 TON	
AFT 188	12 MTR X 2.5 MTR X 1.7 MTR	2 AXLE	60 TON	
AFT 189	12 MTR X 2.5 MTR X 1.7 MTR	2 AXLE	60 TON	



Flat Bed & Low Bed				
Equipment code list	Dimensions - L, W and H	No. of axles	Capacity	Pic
AFT 190	12 MTR X 2.5 MTR X 1.7 MTR	2 AXLE	60 TON	
AFT 192	12 MTR X 2.5 MTR X 1.7 MTR	2 AXLE	60 TON	
AFT 193	12 MTR X 2.5 MTR X 1.7 MTR	2 AXLE	60 TON	
AFT 196	14 MTR X 2.5 MTR X 1.7 MTR	2 AXLE	60 TON	
AFT 197	14 MTR X 2.5 MTR X 1.7 MTR	2 AXLE	60 TON	
AFT 199	14 MTR X 2.8 MTR X 1.7 MTR	3 AXLE	60 TON	
AFT 200	14 MTR X 2.5 MTR X 1.6 MTR	2 AXLE	35 TON	
AFT 204	14 MTR X 2.5 MTR X 1.6 MTR	2 AXLE	35 TON	
AFT 205	15 MTR X 2.5 MTR X 1.7 MTR	2 AXLE ( GRILL TYPE)	60 TON	



Flat Bed & Low Bed				
Equipment code list	Dimensions - L, W and H	No. of axles	Capacity	Pic
AFT 207	12 MTR X 2.5 MTR X 1.7 MTR	2 AXLE ( GRILL TYPE)	60 TON	
AFT 210	12 MTR X 2.5 MTR X 1.7 MTR	2 AXLE	60 TON	
AFT 215	12 MTR X 2.5 MTR X 1.7 MTR	2 AXLE	60 TON	
AFT 219	12 MTR X 2.5 MTR X 1.7 MTR	3 AXLE	60 TON	
AFT 220	14 MTR X 2.5 MTR X 1.7 MTR	2 AXLE	60 TON	
AFT 224	14 MTR X 2.5 MTR X 1.7 MTR	2 AXLE	60 TON	
AFT 225	14 MTR X 2.5 MTR X 1.7 MTR	2 AXLE	60 TON	
AFT 226	14 MTR X 2.5 MTR X 1.7 MTR	2 AXLE	60 TON	
AFT 227	14 MTR X 2.5 MTR X 1.7 MTR	2 AXLE	60 TON	





Flat Bed & Low Bed				
Equipment code list	Dimensions - L, W and H	No. of axles	Capacity	Pic
AFT 228	09 MTR X 2.5 MTR X 1.7 MTR	2 AXLE	50 TON	
AFT 229	09 MTR X 2.5 MTR X 1.7 MTR	2 AXLE	50 TON	
AFT 234	14 MTR X 3.3 MTR X 1.8 MTR	3 AXLE	70 TON	
AFT 241	09 MTR X 2.5 MTR X 1.5 MTR	3 AXLE	30 TON	
AFT 243	07 MTR X 2.5 MTR X 1.5 MTR	3 AXLE	30 TON	
AFT 245	14 MTR X 2.5 MTR X 1.7 MTR	3 AXLE	60 TON	
AFT 248	14 MTR X 2.5 MTR X 1.7 MTR	2 AXLE	60 TON	
AFT 249	14 MTR X 2.5 MTR X 1.7 MTR	3 AXLE	60 TON	
AFT 250	14 MTR X 2.5 MTR X 1.7 MTR	3 AXLE	60 TON	



Flat Bed & Low Bed				
Equipment code list	Dimensions - L, W and H	No. of axles	Capacity	Pic
AFT 268	9 MTR X 2.5 MTR X 1.7 MTR	2 AXLE	50 TON	
AFT 283	13 MTR X 2.5 MTR X 1.5 MTR	3 AXLE	35 TON	
AFT 287	15 MTR X 2.5 MTR X 1.8 MTR	6 AXLE	100 TON	
AFT 288	9 MTR X 2.5 MTR X 1.7 MTR	2 AXLE	50 TON	
AFT 289	9 MTR X 2.5 MTR X 1.7 MTR	2 AXLE	50 TON	
AFT 292	9 MTR X 3 MTR X 1.7 MTR	2 AXLE	50 TON	
AFT 293	12 MTR X 2.5 MTR X 1.6 MTR	2 AXLE (GRILL TYPE)	40 TON	
AFT 294	12 MTR X 2.5 MTR X 1.7 MTR	2 AXLE	60 TON	
AFT 295	12 MTR X 2.5 MTR X 1.7 MTR	2 AXLE	60 TON	




Flat Bed & Low Bed				
Equipment code list	Dimensions - L, W and H	No. of axles	Capacity	Pic
AFT 125	18 MTR X 2.8 MTR X 1.7 MTR	4 AXLE	100 TON	
AFT 126	18 MTR X 2.8 MTR X 1.7 MTR	4 AXLE	80 TON	
AFT172	21 MTR X 3 MTR X 1.7 MTR	4 AXLE	100 TON	
AFT175	21 MTR X 3 MTR X 1.7 MTR	4 AXLE	100 TON	
AFT 233	17.5 MTR X 3.3 MTR X 1.8 MTR	4 AXLE	100 TON	
AFT 235	17.5 MTR X 3.3 MTR X 1.8 MTR	4 AXLE	100 TON	
AFT 236	17.5 MTR X 3.3 MTR X 1.8 MTR	4 AXLE	100 TON	
AFT 237	17.5 MTR X 3.3 MTR X 1.8 MTR	4 AXLE	100 TON	
AFT 232	24 MTR X 3.3 MTR X 1.8 MTR	4 AXLE	100 TON	





Flat Bed & Low Bed				
Equipment code list	Dimensions - L, W and H	No. of axles	Capacity	Pic
AFT 238	24 MTR X 3.3 MTR X 1.8 MTR	4 AXLE	100 TON	
KL 201	12 MTR X 3.8 MTR X 1.3 MTR	2 AXLE	80 TON	
KL 202	12 MTR X 3.8 MTR X 1.3 MTR	2 AXLE	80 TON	
KL 203	12 MTR X 3.8 MTR X 1.3 MTR	2 AXLE	80 TON	
KL 207	10.5 MTR X 3.0 MTR X 0.9 MTR	3 AXLE	30 TON	
KL 209	12 MTR X 3.8 MTR X 1.3 MTR	2 AXLE	80 TON	
KL 210	12 MTR X 3.8 MTR X 1.3 MTR	2 AXLE	80 TON	
KL 211	10 MTR X 3.8 MTR X 1.3 MTR	2 AXLE	80 TON	
KL 212	15 MTR X 3.5 MTR X 1.1 MTR	3 AXLE	100 TON	



Flat Bed & Low Bed				
Equipment code list	Dimensions - L, W and H	No. of axles	Capacity	Pic
KL 213	13.5 MTR X 3.8 MTR X 1.3 MTR	2 AXLE	80 TON	
KL 215	9.0 MTR X 3.0 MTR X 0.9 MTR	3 AXLE	35 TON	
KL 216	16.5 MTR X 3.8 MTR X 1.3 MTR	2 AXLE	100 TON	
KL 219	12 MTR X 3.8 MTR X 1.3 MTR	2 AXLE	80 TON	
KL 220	13.5 MTR X 3.0 MTR X 1.2 MTR	4 AXLE	70 TON	
KL 221	R X 2.3 MTR X 1.2 MTR (EXTEND UP TO - 1	3 AXLE	30 TON	
KL 223	14.7 MTR X 2.7 MTR X 1.1 MTR	7 AXLE	100 TON	
KL 225	R X 3.0 MTR X 1.1 MTR (EXTEND UP TO 12	3 AXLE	40 TON	
KL 227	16.5 MTR X 3.8 MTR X 1.3 MTR	2 AXLE	100 TON	



Flat Bed & Low Bed				
Equipment code list	Dimensions - L, W and H	No. of axles	Capacity	Pic
KL 230	16.5 MTR X 3.8 MTR X 1.3 MTR	2 AXLE	100 TON	
KL 233	12 MTR X 3.2 MTR X 1.0 MTR	3 AXLE	50 TON	
KL 234	12 MTR X 3.0 MTR X 1.0 MTR	3 AXLE	50 TON	
KL 236	13.5 MTR X 3.6 MTR X 1.3 MTR	2 AXLE	80 TON	
KL 237	16.5 MTR X 3.8 MTR X 1.3 MTR	2 AXLE	100 TON	
KL 238	13.5 MTR X 3.6 MTR X 1.3 MTR	2 AXLE	80 TON	
KL 241	16.15 MTR X 3.5 MTR X 1.0 MTR	4 AXLE	100 TON	
KL 242	18 MTR X 3.5 MTR X 1.2 MTR	5 AXLE	100 TON	
KL 249	16.70 MTR X 3.5 MTR X 1.0 MTR	4 AXLE	100 TON	






Flat Bed & Low Bed				
Equipment code list	Dimensions - L, W and H	No. of axles	Capacity	Pic
KL 254	13. MTR X 2.90 MTR X 1.0 MTR	4 AXLE	40 TON	
KL 255	16 MTR X 3.25 MTR X 1.0 MTR	4 AXLE	100 TON	
KL 257	14 MTR X 3.25 MTR X 1.0 MTR	4 AXLE	50 TON	
KL 259	14 MTR X 2.9 MTR X 0.65 MTR	3 AXLE	60 TON	
KL 261	14.5 MTR X 3.2 MTR X 1.0 MTR	4 AXLE	50 TON	
KL 263	14 MTR X 3.25 MTR X 1.0 MTR	4 AXLE	40 TON	
KL 267	12 MTR X 3.25 MTR X 1.0 MTR	3 AXLE	70 TON	
KL 274	17.3 MTR X 3.25 MTR X 1.0 MTR	4 AXLE	100 TON	
KL 281	14.10 MTR X 3.25 MTR X 0.95 MTR	3 AXLE	75 TON	



# AL FARIS

Toll Free **UAE**: 800 CRANES / 800 272637

Flat Bed & Low Bed				
Equipment code list	Dimensions - L, W and H	No. of axles	Capacity	Pic
KL 282	15.50 MTR X 3.25 MTR X 1.25 MTR	4 AXLE	100 TON	
KL 285	9.0 MTR X 2.75 MTR X 1.05 MTR	3 AXLE	30 TON	
KL 290	19.25 MTR X 3.25 MTR X 1.25 MTR	5 AXLE	120 TON	

AL FARIS Equipment Rentals LLC

Head Office: Plot 532-107, Dubai Industrial City, Saih Shuaib 3, United Arab Emirates, P.O.Box. 29089

UAE: T: +971 4 459 7600, E: info@alfarisuae.com KSA: T: +966 13 362 6555, E: sales@alfarisksa.com

Toll Free **KSA**:

9200 CRANE / 9200 27263

[www.alfarisgroup.com](http://www.alfarisgroup.com)